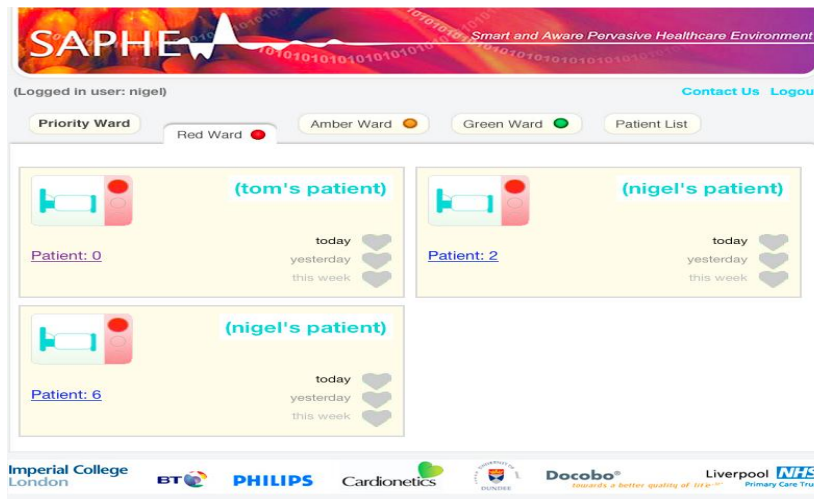


Community Wards Website



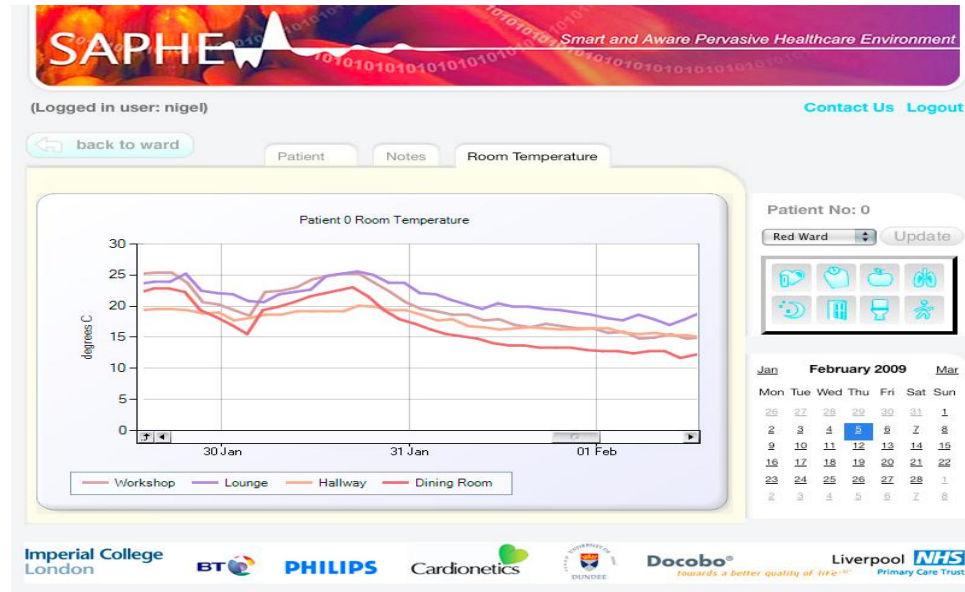
After logging in, the Community Wards will be displayed. These are organised into tabs of the Red, Amber and Green wards. These will contain the user's patients, organised by level of dependency, with Red patients those most dependent on care, and Green patients the least. A Priority Ward also displays any patients that have been flagged by the system as being outside thresholds set for that patient by the user.

Patient Overview

The screenshot displays the SAPHE Patient Overview interface. At the top, it says "SAPHE Smart and Aware Pervasive Healthcare Environment". Below this, it indicates the user is logged in as "nigel" and provides links for "Contact Us" and "Logout". A "back to ward" button is also present. The main content area is divided into two tabs: "Patient" (selected) and "Notes". Under the "Patient" tab, there are eight icons representing different health metrics: blood pressure, weight, kitchen activity, SpO2, sleep quality, room occupancy, bathroom activity, activity, and room temperature. To the right of these icons, there is a "Patient No: 7" field with a dropdown menu set to "Amber Ward" and an "Update" button. Below the patient information is a calendar for February 2009, showing the days of the week and the dates. The footer of the interface contains logos for Imperial College London, BT, PHILIPS, Cardionetics, Docobo, and Liverpool NHS Primary Care Trust.

The Patient Overview gives the user the chance to get a view of all the patient's statistics on one screen. All of these statistics can be selected from here to get a more detailed view of the readings.

Statistic Drill Down



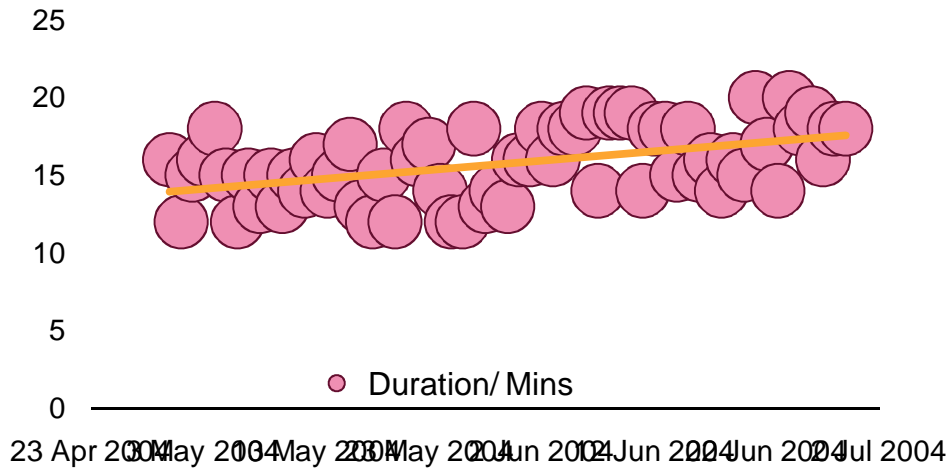
The Statistic Drill Down page shows the appropriate graph related to the selected statistic. This graph can be scaled accordingly by the user to get a better views of the graph data.

Understanding Care Needs

Service User	Peter Noakes		
Care Need	COPD & Crohn's Disease, with associated hypertensions and repeated infections (lung and intestinal). Is a smoker. Has cut down but is not convinced that he can stop.		
Stakeholder	GP & Community Nurses	Friend	Son
Interest	Health: Control of COPD and Crohn's Disease	Is friend OK, is he enjoying his walks each day?	Is Dad stopping smoking so he can get Oxygen at home?
Question	Is there a change in COPD & Crohn's Disease symptom?	Is Peter getting out for a walk and where is he going?	Is Peter smoking
Measure	SPO2 levels, Breathing, Blood Cell counts, Pulse, Blood Pressure.	Leaving and returning times, walking activity levels.	Being in parts of the house where Peter smokes and having smoking like activity levels.
Sensor	SPO2 sensor, Peak Flow meter, Pulse/Blood Pressure instrument	Front Door beam breakers, dwelling PIRs, GPS location, Ear Sensor (activity levels), Pulse/Blood Pressure instrument	Chair Occupancy, dwelling PIRs, SPO2 sensor, Pulse/Blood Pressure instrument
Data	SPO2 Levels, Peak Flow, Pulse, Blood Pressure	Location within and outside the home, transit/activity rate inside & outside the home, SPO2 Levels, Pulse, Blood Pressure	Location and Activity Levels, SPO2 Levels, Pulse

Understanding Care Needs (II)

Time out for a walk



Ear Sensor Activity Level

